



# MORPETH HUNT PONY CLUB

## SHOEING ACHIEVEMENT BADGE

Name : \_\_\_\_\_



Horses feet are very important. They need to be looked after and regularly checked for injury and disease

1. How often should you pick out your horses feet?

- 
- 

We need to shoe or keep ponies feet trimmed because they are continually growing

2. Where does the hoof grow down from?

3. There are 2 types of shoeing, can you name them

- 
- 

Hot shoeing - the shoe is specifically made to fit the foot. It is tried on hot then adjusted as necessary.

Cold shoeing - the shoe has already been made & only minor adjustments are possible.

4. Which type of shoeing is best?

5. How often should a horse be shod?

Below are some reasons for shoeing

- When working on roads or carrying weight, the foot wears down more quickly than it can grow and pony becomes foot sore
- Ponies kept in fields hardly wear the foot at all. The feet grow long and mis-shapen, cracking and putting strain on tendons and ligaments
- The feet should be trimmed or re shod every 4 to 6 weeks to keep feet in correct shape and length
- Shoes give more grip when working on grass (can use studs for extra grip)
- Shoes prevent feet from becoming so soft in wet conditions

6. List 5 reasons why a horse might need re-shoeing

- 
- 
- 
- 
-

The process of shoeing has 6 stages

- Removal
- Preparation
- Forgeing
- Fitting
- Nailing on
- Finishing

7. Describe each process

- Removal
  
- Preparation
  
- Forgeing
  
- Fitting
  
- Nailing On
  
- Finishing

8. What should you look for in a well shod foot


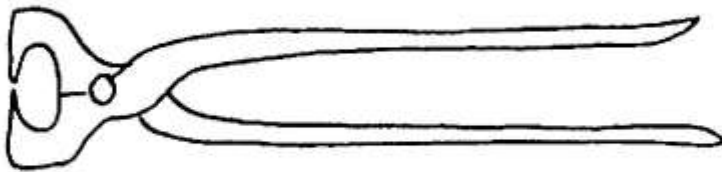
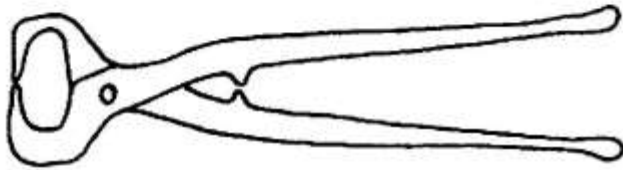
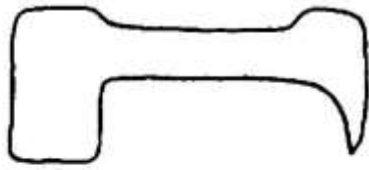
- 
- 
- 
- 
- 
- 
- 
- 
- 

9. How many nails should there be in a shoe?

10. How many clips should be on front shoe?

11. How many clips should be on back shoe?

12. Identify farriers tools in the picture



13. Label the following parts of a shoe

- Toe
- Quarters
- Heel
- Toe clips
- Fullered groove



14. Describe the following feet

